

External Maintenance

"The need for maintaining exterior timbers the cold hard facts".

To maintain a satisfactory appearance and optimum performance from most natural products, some degree of ongoing care is required and timber is no exception !

The benefits of timber

When timber is chosen for visual applications externally, it is usually for its superior appearance as well as its many other physical and environmental properties. Collectively, these benefits are unmatched by any other building material. The use of timber externally should not be undertaken without acknowledgment that some degree of maintenance will be required.

To coat or not to coat

Technology relating to the coating of external timber has advanced significantly over recent decades. As new products and new formulations have emerged, so has the understanding that leaving external timber unfinished to retain its natural characteristics is not a good idea. The single biggest contributor to degradation of timber is the ingress of moisture. The application of a suitable coating can eliminate that problem but the need for ongoing maintenance of the selected finish needs to be understood and acknowledged.



Spotted Gum Shiplap with Clear penetrating oil.

Other options which provide the 'weathered' look

The appeal of a 'naturally weathered grey look' on external timbers has been evidenced by the number of articles featuring such buildings in architectural publications over many years. However, the unevenness of the weathered surfaces and their long-term pitfalls, particularly in environments prevailing throughout most of Australia, are seldom if ever mentioned.

Finishes with a similar appearance can be achieved through the application of a coating designed specifically to provide that end result. The benefits of applying that coating commence immediately by eliminating moisture ingress. Periodic re-coating will maintain the protective properties and retain the fresh, crisp appearance of a recently completed structure.



Seaview House Sunshine Beach. Coated Cutek Grey Mist penetrating oil Day shot.




Seaview House Sunshine Beach night exposure.

Coating purely for colour.

Apart from the need to protect external timber from moisture, one of the other most common reasons for applying a finishing coating is to either maintain or change the timber's natural colours. Timbers like Western Red Cedar which has a wide range of natural grain patterns and colour tones are enhanced with the application of either clear or lightly pigmented coatings. In other cases, Western Red Cedar may have more heavily pigmented finishes applied to soften the natural colour extremes while retaining all of its other natural properties. Timbers which are chosen for less striking grain patterns are often coated with strong colour finishes to be compatible with adjoining materials.

"The right protective coating, for the right application"



Western Red Cedar garage door Decor profile. Coated walnut penetrating oil (evens out colour range of the timber)



Coastal Blackbutt external ceiling screening. Coated Cutek Clear oil. Allows natural colour tones of the species to shine through.

How often should protective coatings be re- applied?

The degree and frequency of maintenance required on external timbers will vary depending on a number of factors :

- Properties & quality of coating material
- Number of coats initially applied
- Colour / tone of coating chosen
- Orientation of surface
- Whether horizontal or vertical surface
- Degree of protection from overhangs
- Average weather conditions of location
- Proximity to coastal conditions
- Age & porosity of the timber
- Sawn or dressed finish to timber

Essentially, observing the following Golden Rule will ensure lifelong satisfactory performance and appearance from good quality coating products :


- Re-apply as frequently as necessary to retain the natural beauty and colour of the timber and plan to re-coat when boards show signs of :
 - Weathering or drying
 - Loss of water repellence
 - The start of bleaching or greying
 - Initial development of surface checks

the optimum external mix


Solid timber rates highly for external applications due to its unique natural properties, acoustics and insulation benefits. Penetrating oils rate highly for exterior applications and are available with a broad range of tints or clear finishes. Renown for their ease of application and re-application, they are unmatched by most film forming coatings. Putting these factors together, an external cladding, panelling or screening product finished with penetrating oil will provide the optimum exterior timber product. TIMBECK Cedar Products specialises in the manufacture and pre-coating of these products. However, whilst our pre-coated oils provide the optimum external timber package, acceptance of some ongoing care as detailed in this guide should form part of the material selection decision.



Cedar Cladding Clear penetrating oil



Spotted Gum external screening, Cutek extreme clear oil.



Blakbutt 85x19 Decking, Clear Cutek Extreme oil.